

Investment Objective

The Fund aims to protect and increase the long-term buying power of its shareholders' capital.

Investment Strategy

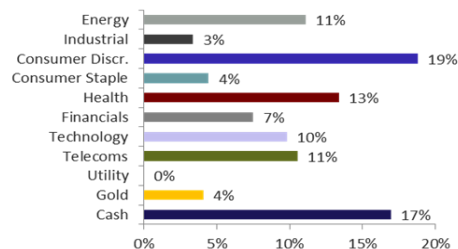
The Fund is truly global - unconstrained by geography, industry sector or company size.

The Fund focuses on the few companies that meet Kennox's stringent valuation criteria - conservatively managed companies with identifiable business franchises which become available at valuations that offer an attractive risk/return profile.

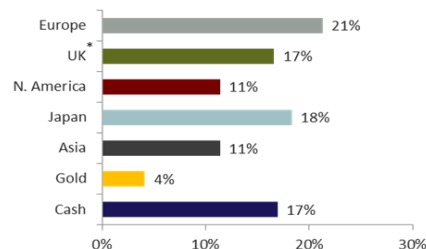
The result of this approach is a concentrated portfolio of diverse, good-value opportunities, which are held for the long term.

Asset Allocation

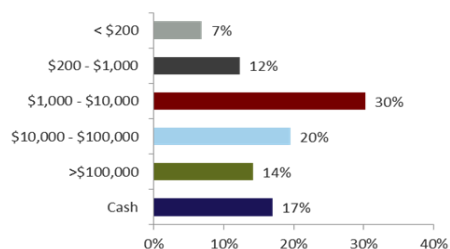
Industry Diversification



Regional Diversification



Market Cap. (US\$MM)



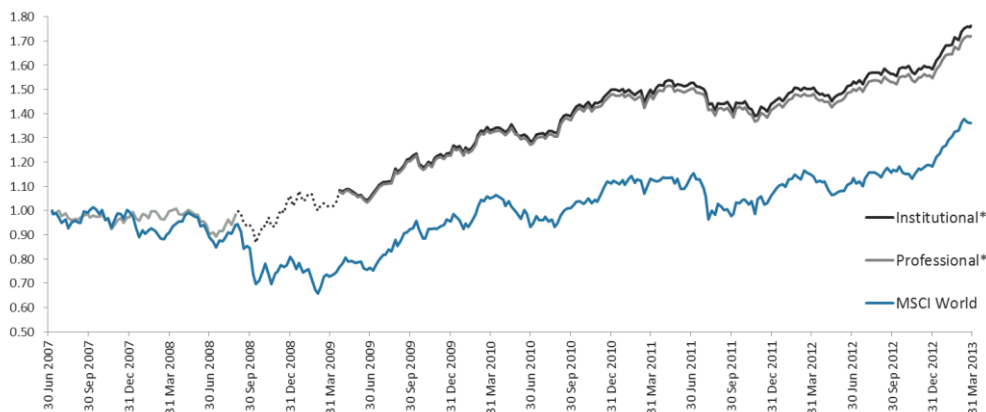
Top 8 Holdings

STOCK NAME	%
SWISSCOM	4.6%
M6-METROPOLE TV	4.6%
TESCO	4.4%
WESTERN UNION	4.2%
DELTA LLOYD GROUP	4.2%
CANON MARKETING JAPAN	4.1%
ETFS PHYC SWISS GOLD	4.1%
SANKYO	3.9%

Fund Facts

Fund Manager	Charles L. Heenan, Geoff Legg		
Investment Universe	Listed securities on any globally recognised stock exchange, bonds and cash		
Target Asset Allocation	80-100% equities; 0-20% bonds/cash		
IMA Sector	Global Equity		
Benchmark	The Fund is not benchmarked		
Inception Date	Australia: July 2007, UK: April 2009		
Fund Size	£153 million		
ISABLE Fund	Yes		
Pricing	Daily at 1200		
Share Classes (Management Fee / SEDOL / ISIN)	Institutional 1.0%	B3YDJ20	GB00B3YDJ200
	Professional 1.3%	B2R8FY9	GB00B2R8FY91
Minimum Investment	Professional: £20,000	Institutional: £2,000,000	
Dilution Levy	A dilution levy will apply on orders greater than 5% of AUM		
Performance Tracking	See performance section of our website: www.kennox.co.uk		
Share Type	Income (distributed semi-annually)		
Ex-Dividend Distribution Dates	Y/E: 30 September	Interim: 31 March	
Distribution Payment Dates	Y/E: 31 January	Interim: 31 May	
Gross Dividend Yield (net of fees)	Professional: 2.24%	Institutional: 2.69%	
Registrar	Smith & Williamson		
Depository	Royal Bank of Scotland		
Auditors	KPMG		
Legal advisors	Macfarlanes		

Performance Graph (Total Return)



Note: the fund is not benchmarked. The MSCI World data is shown for comparison purposes only.

Share Class Total Returns

Period	Professional	Institutional
5 Years	72.7%	76.3%
4 Years	69.2%	72.1%
3 Years	30.5%	32.3%
2 Years	16.5%	17.5%
1 Year	16.8%	17.4%
Inception (09 July 2007)	72.1%	76.2%
UK Launch (30 April 2009)	60.8%	63.5%
Q1 2013	11.2%	11.3%
1 Month	3.5%	3.4%

*Track Record Description

The portfolio was launched in July 2007 in Australia as the Contrarian Global Value Fund. The Kennox investment team ran that fund from launch until September 2008. The Kennox Strategic Value Fund was launched in April 2009, comprising 20 of the 21 positions that existed in the Australia fund. We have assumed a static portfolio for the interim period.

The Institutional share class was launched on 12 May 2010. Prior to that, the performance shown is that of the Professional share class adjusted to reflect a 1.0% management fee.

Important Information

The information in this document does not constitute, or form part of, any offer to sell or issue, or any offer to purchase or subscribe for shares, nor shall this document or any part of it or the fact of its distribution form the basis of or be relied on in connection with any contract. Interests in any investment funds managed by Kennox Asset Management will be offered and sold only pursuant to the prospectus relating to such funds.

The Kennox Strategic Value Fund ("Fund") should be considered a long-term investment. You should be aware that the Fund is permitted to invest in markets which are not as well developed or regulated as the UK. As such, investments in those markets may be less liquid, and may have less reliable custody arrangements. Therefore, they may be prone to above average volatility and carry more risk. Where investments are made in smaller companies, these companies' shares may be less liquid than larger companies and the price swings may therefore be greater. The Fund is denominated in £ sterling. You should be aware that if sterling appreciates or depreciates against the currencies in which investments are made, this could have an effect on the value of your investment.

An investment in the Fund carries a degree of risk and retail investors should seek professional advice before investing in the Fund. Kennox has not taken any steps to ensure that the securities referred to in this document are suitable for any particular investor and no assurance can be given that the stated investment objectives will be achieved.

Kennox Asset Management is authorised and regulated by the Financial Services Authority.

Contact:

Kennox Asset Management
23 Melville St.
Edinburgh, EH3 7PE
0131 240 3870
enquiries@kennox.co.uk