

Performance Commentary

August has been the most volatile month the markets have seen in some time, driven by fears of deflation from China's weakening economy and the devaluation of the yuan. The market fell sharply mid-month before rebounding strongly in the last four trading days. The Fund fell less than the market but did not fully benefit from the sharp market rebound. The Fund and the market both finished the month down 4.4%.

Our Asian shares were not immune to the negative sentiment sweeping across the region. We remain comfortable with what we hold and are actively investigating several opportunities in these markets. In Europe Delta Lloyd was off 35%, with the market focusing on short term issues surrounding its solvency requirements and the possible need of a rights issue. Looking longer term, the company's underlying business is strong and it will be a clear beneficiary from rising interest rates. The stock is now extraordinarily inexpensive, trading at 0.5x embedded value.

On positives, it was pleasing to see our gold miners perform well and a couple of our bigger holdings, Admiral (the largest stock in the portfolio) and Munich Reinsurance (to which we added recently), amongst the best performing stocks.

It is at times of distress that the opportunity is available to buy the very bluest of blue chip names. This is one of those times in the energy sector: we added Exxon Mobil to the portfolio. Whilst drawdowns test the nerves, they also provide opportunities. We are pleased to have been able to put some of our dry powder to work (cash has reduced from 15% to 12%).

Investment Philosophy

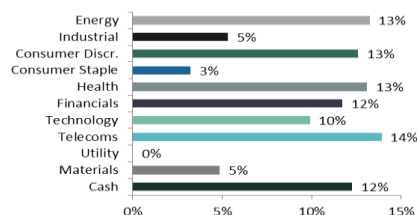
Kennox was established to focus exclusively on running the Strategic Value Fund, our value-driven global equities portfolio, for a limited number of risk-conscious investors who identify with our long term, capital preservation focused approach.

Our aim is to deliver good long term capital growth. We are not benchmarked and are not influenced by short term relative returns.

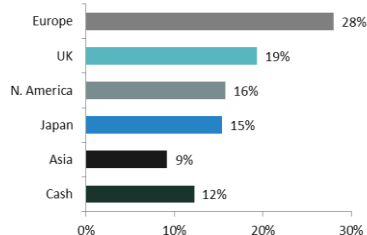
We look to uncover stocks that are significantly undervalued despite sound underlying business franchises and with asymmetric risk profiles – significant upside potential with limited downside risk – and hold these for the long term.

Fund Positioning

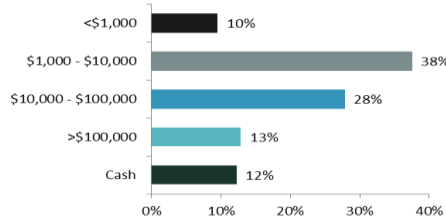
Sector



Region



Market Cap (\$m)



Top 10 Holdings

% Fund

ADMIRAL	5.3%
WESTERN UNION	4.4%
NEOPOST	4.4%
KPN	4.0%
MUNICH REINSURANCE	4.0%
NEWMONT MINING	3.8%
SANKYO	3.6%
TAISHO	3.5%
STATOIL	3.5%
SWISSCOM	3.5%
Total Top Ten	40.0%
20 other holdings	47.8%
Cash	12.2%
Total	100.0%

Performance

Annualised

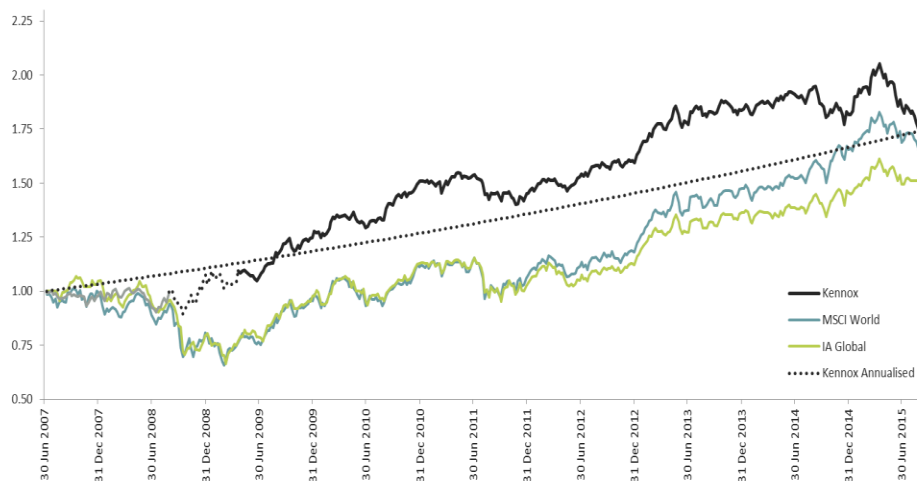
Inception (9/7/2007)	74%	7.0%
UK Launch (30/4/2009)	61%	7.8%
5 Years	31%	5.5%
4 Years	20%	4.6%
3 Years	10%	3.3%
2 Years	-4.2%	-2.1%
1 Year	-10%	-10%
YTD	-4.1%	-
3 Month	-11%	-
1 Month	-4.4%	-

Performance: Total return of Institutional share class, net of all fees.

Portfolio Diversification

Our portfolio is concentrated, currently 30 stocks. We believe that excessive diversification is a poor surrogate for real knowledge of holdings. We consider the key to building a robust portfolio is to ensure that underlying profit drivers are not correlated, but truly diversified. In order to be added to the portfolio, a stock must complement existing holdings and not merely add to a concentration of risk.

Relative Performance



We focus on long-term, absolute performance, not on short-term relative returns.

We are not benchmarked.

Comparisons to the MSCI World and IA Global indices are for illustrative purposes only.

We would expect that Fund weightings (geographic, sector and market cap) may vary considerably from those of the MSCI and IA indices.

Since Inception	Annualised Return	Sharpe Ratio Annualised ⁺	Best Month	Worst Month	Volatility ⁺
Kennox*	7.0%	2.95	14%	-6.5%	11%
MSCI World	6.4%	2.19	9.0%	-11%	17%
IA Global Sector	4.5%	1.09	8.9%	-12%	15%

Discrete annual	YTD 2015	2014	2013	2012	2011	2010	2009	2008	2007 (9/7/2007)
Kennox*	-4.1%	-1.2%	15%	10.0%	-4.0%	21%	16%	9.8%	-2.1%
MSCI World	-0.1%	12%	25%	11%	-4.5%	16%	18%	-19%	-0.4%
IA Global Sector	-1.5%	6.9%	22%	9.5%	-9.3%	16%	23%	-24%	4.8%

Track Record Description & Methodology

* The portfolio was launched in July 2007 ("Inception") in Australia as the Contrarian Global Value Fund. The Kennox investment team ran that fund from launch until September 2008. The Kennox Strategic Value Fund was launched in April 2009, comprising 19 of the 20 positions that existed in the Australia fund. We have assumed a static portfolio for the interim period.

The performance shown is that of the Institutional share class. The Institutional share class was launched on 12 May 2010. Prior to that, the performance shown is that of the Professional share class adjusted to reflect a 1.0% management fee.

⁺ Sharpe Ratio is calculated as annualised return divided by the standard deviation of the excess return over the Libor 3m Bond yield.

⁺ Volatility is calculated as the standard deviation of the natural log returns multiplied by the square root of the periodicity of the returns.

Investment Team

Charles L. Heenan (CFA), & Geoff Legg

Charles and Geoff have worked together as an investment team since the inception of the portfolio in July 2007. Both focus exclusively on the management of the Fund. They are fully aligned with investors, each having 100% of his investment in equities in the Fund. Prior to Kennox, Geoff was an actuary with Towers Perrin and Charles had spent 7 years on the First State Investment Asia Pac (ex-Japan)/GEM team.

Together, Charles and Geoff have been recognised as FE Alpha Managers: www.kennox.co.uk/fealpha

3 Share Classes (Income & Accumulation)	Investment Management Fee	Minimum Initial Investment	GBP (Pence)	OCF	SEDOL	ISIN
Professional Income	1.3%	£20,000	97.59	1.43%	B2R8FY9	GB00B2R8FY91
Professional Accumulation	1.3%	£20,000	101.2	1.43%	B9DH0K0	GB00B9DH0K00
Institutional Income	1.0%	£2m	98.73	1.13%	B3YDJ20	GB00B3YDJ200
Institutional Accumulation	1.0%	£2m	103.1	1.13%	B8Y8GR4	GB00B8Y8GR43
Class A Income	0.80%	£20m	98.79	0.93%	B9D9Z90	GB00B9D9Z904
Class A Accumulation	0.80%	£20m	103.5	0.93%	B9B3CY8	GB00B9B3CY80

Fund Details

Fund Managers	Charles L. Heenan, Geoff Legg
Investment Universe	Listed securities on any globally recognised stock exchange, bonds and cash
Target Asset Allocation	80-100% equities; 0-20% cash
Fund Status	UK OEIC; UCITS
IA Sector	Global Equity
Benchmark	The Fund is not benchmarked
Inception Date	July 2007; UK Fund launched in April 2009
Fund Size	£242 Million
IS Able Fund	Yes
Pricing	Daily at 1200
Dilution Adjustment	A dilution adjustment may apply on orders greater than 5% of AUM
Performance Tracking	See performance section of our website: www.kennox.co.uk/performance
Income Share	Income distributed semi-annually
Ex-Dividend Dates	Y/E: 1 October Interim: 1 April
Distribution Payment Dates	Y/E: 31 January Interim: 31 May
Gross Dividend Yield (net of fees)	Professional: 2% Institutional: 2.4% Class A: 2.7%
Registrar	Smith & Williamson Fund Administration
Depositary; Custodian	Royal Bank of Scotland; Bank of New York Mellon
Auditor; Legal Advisor	KPMG; Macfarlanes

To deal in the Fund

All dealing is through our Transfer Agency:

Smith & Williamson Fund Administration
Tel: 0141 222 1150
Fax: 0207 131 8261
SWFAdealing@smith.williamson.co.uk
206 St Vincent Street, Glasgow G2 5SG

Application forms, the Fund prospectus and KIIDs are available on our website:
www.kennox.co.uk/investing-fund

To contact Kennox

Kennox Asset Management
28 Drumsheugh Gardens
Edinburgh, EH3 7RN

+44 (0)131 563 5440
enquiries@kennox.co.uk
www.kennox.co.uk

Important Information

The information in this document does not constitute, or form part of, any offer to sell or issue, or any offer to purchase or subscribe for shares, nor shall this document or any part of it or the fact of its distribution form the basis of or be relied on in connection with any contract. Interests in any investment funds managed by Kennox Asset Management will be offered and sold only pursuant to the prospectus relating to such funds.

The Kennox Strategic Value Fund ("Fund") should be considered a long-term investment. You should be aware that the Fund is permitted to invest in markets which are not as well developed or regulated as the UK. As such, investments in those markets may be less liquid, and may have less reliable custody arrangements. Therefore, they may be prone to above average volatility and carry more risk. Where investments are made in smaller companies, these companies' shares may be less liquid than larger companies and the price swings may therefore be greater. You should remember that the value of investments and the income derived therefrom may fall as well as rise and you may not get back the amount that you invest. Past performance is not a guide to future returns.

The Fund is denominated in £ sterling. You should be aware that if sterling appreciates or depreciates against the currencies in which investments are made, this could have an effect on the value of your investment. An investment in the Fund carries a degree of risk and retail investors should seek professional advice before investing in the Fund. Kennox has not taken any steps to ensure that the securities referred to in this document are suitable for any particular investor and no assurance can be given that the stated investment objectives will be achieved.