



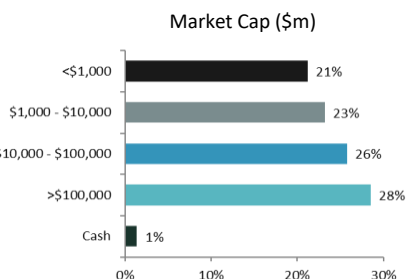
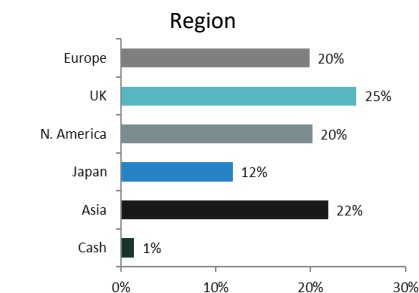
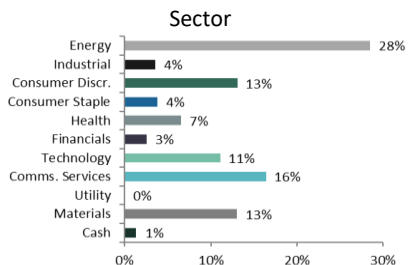
INVESTMENT COMMENTARY

In October, the Fund slipped 0.6%. Year to date, the Fund is up 6%.

Leading the positives were the energy names, with Exxon performing especially strongly (up 23% over the month). The headline news was OPEC+ cutting their quotas, but, more fundamentally, investors are slowly accepting that tightness in energy markets will likely persist. For the foreseeable future, the global economy remains utterly dependent on fossil fuels, dominating as they do all aspects of our lives: transport, heating, agriculture, construction, manufacturing, and not just electricity generation. Yet, despite our dependence, there has been significant underinvestment in fossil fuel supply since 2015 – obviously a hazardous approach with these depleting assets on which we rely. The case for owning the strongest players in such a strategic industry, on multiples as low as 5x current earnings, remains exceptional. We refer investors to the Thinking Aloud paper on our website for further thoughts on the subject.

Holding the Fund back were stocks such as M6 Metropole, whose share price fell 17% in October. The market was disappointed by the short-term news that M6’s owner Bertelsmann decided not to sell M6 in its entirety. This does nothing to change the investment case: M6 has strong offerings across a range of radio and TV channels in France, has a very good record of nurturing new businesses, exiting non-core assets at good prices, and sharing the proceeds generously in the form of dividends. The shares trade at under 6x trailing earnings, generating strong cash flow, with net cash on the balance sheet and a dividend yield at 10%. Situations such as these now permeate the portfolio, positioning it well for current uncertain times.

FUND POSITIONING



TOP 10 HOLDINGS

Company	% FUND
EQUINOR	8.0%
SHELL	7.5%
EXXON	7.0%
BP	6.0%
NEWMONT CORP	5.7%
YAMANA GOLD	4.7%
SINGAPORE TELECOM	4.6%
CANON MARKETING	4.2%
STELLA INTERNATIONAL	4.0%
STAR MICRONICS	3.6%
Total Top Ten	55.2%
18 other holdings	43.4%
Cash	1.4%
Total	100.0%

PERFORMANCE (net of fees)*

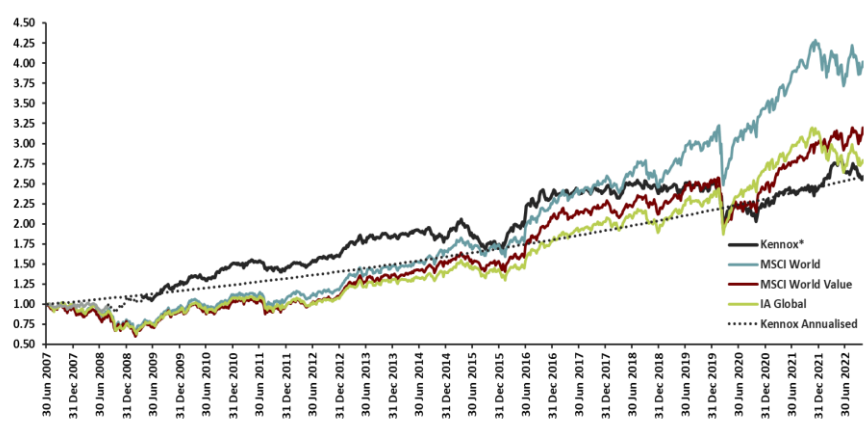
Inception (9/7/2007)	159%
UK Launch (30/4/2009)	139%
5 Years	7.0%
4 Years	4.6%
3 Years	7.5%
2 Years	28%
1 Year	7.1%
YTD	6.0%
3 Month	-1.8%
1 Month	-0.6%
Annualised:	
Inception	6.4%
UK Launch	6.6%

INVESTMENT TEAM

Charles L. Heenan CFA & Geoff Legg

Charles and Geoff have worked together as an investment team since the inception of the portfolio in July 2007. Both focus exclusively on the management of the Fund.

RELATIVE PERFORMANCE



We focus on long-term, absolute performance, not on short-term relative returns.

We do not track, nor are we constrained by, a benchmark.

Reference to the MSCI World, MSCI World Value and IA Global indices are for comparative purposes only.[‡]

We would expect that Fund weightings (geographic, sector and market cap) may vary considerably from those of the MSCI and IA indices.

SINCE INCEPTION	Annualised Return	Sharpe ratio Annualised ⁺	Best Month	Worst Month	Volatility ⁺⁺
Kennox (net of fees)*	6.4%	0.5	13.8%	-9.2%	11.3%
MSCI World Value	7.9%	0.4	11.5%	-14.2%	16.3%
MSCI World	9.5%	0.5	9.4%	-10.7%	15.9%
IA Global Sector	6.9%	0.4	9.8%	-12.6%	14.5%

ANNUAL DISCRETE	2021	2020	2019	2018	2017	2016	2015	2014	2013	2012	2011	2010	2009	2008	2007 (9/7/07)
Kennox* (net of fees)	10.1%	-11.1%	4.8%	-2.2%	2.5%	35.8%	-4.0%	-1.1%	15.5%	10.0%	-4.0%	21.1%	16.0%	9.8%	-2.1%
MSCI World Value	23.9%	-3.2%	18.0%	-4.6%	7.7%	35.1%	1.4%	11.0%	25.0%	11.2%	-4.4%	13.7%	15.3%	-18.2%	-4.3%
MSCI World	23.4%	13.2%	23.4%	-2.6%	12.3%	29.1%	5.4%	12.2%	24.9%	11.3%	-4.5%	16.4%	18.1%	-18.8%	-0.4%
IA Global Sector	17.6%	14.8%	22.0%	-5.7%	13.9%	23.9%	2.9%	7.0%	21.8%	9.7%	-9.3%	15.8%	23.0%	-24.3%	-0.1%

Track Record Description & Methodology

[‡] The indices are not targets for the Company, nor is the Company constrained by the indices. The ACD has selected the MSCI World Value Index, the MSCI World Index and the IA Global sector as comparators against which shareholders may compare the performance of the Company as it believes these best reflect the Company's asset allocation. For more information please see the Fund's prospectus (available online and upon request).

* The portfolio was launched in July 2007 ("Inception") in Australia as the Contrarian Global Value Fund. The Kennox investment team ran that fund from launch until September 2008. The Kennox Strategic Value Fund was launched in April 2009, comprising 19 of the 20 positions that existed in the Australia fund. We have assumed a static portfolio for the interim period. Performance shown reflects total return of the Class I share class. Performance figures are generated from the accumulation shares since their launch on 29 April 2013. Prior to that performance figures are taken from an alternative share class, adjusted to reflect a 1.0% management fee throughout.

+ Sharpe Ratio is calculated as annualised return divided by the standard deviation of the excess return over the Libor 3m Bond yield.

++ Volatility is calculated as the standard deviation of the natural log returns multiplied by the square root of the periodicity of the returns.



3 SHARE CLASSES (Income & accumulation)	Investment Management Fee	Minimum Initial Investment	GBP (pence)	OCF	Sedol	ISIN
Class P Income	1.3%	£20,000	119.0	1.53%	B2R8FY9	GB00B2R8FY91
Class P Accumulation	1.3%	£20,000	147.0	1.53%	B9DH0K0	GB00B9DH0K00
Class I Income	1.0%	£2m	120.2	1.23%	B3YDJ20	GB00B3YDJ200
Class I Accumulation	1.0%	£2m	153.0	1.23%	B8Y8GR4	GB00B8Y8GR43
Class A Income	0.80%	£20m	120.2	1.03%	B9D9Z90	GB00B9D9Z904
Class A Accumulation	0.80%	£20m	156.2	1.03%	B9B3CY8	GB00B9B3CY80

FUND DETAILS

Fund Managers	Charles L. Heenan, Geoff Legg
Investment Universe	Listed securities on any globally recognised stock exchange, bonds and cash
Target Asset Allocation	80-100% equities; 0-20% cash
Fund Status	UK OEIC; UCITS
IA Sector	Global Equity
Inception Date	July 2007; UK Fund launched in April 2009
Fund Size	£60 Million
ISable Fund	Yes
Pricing	Daily at 1200
Dilution Adjustment	A dilution adjustment may apply on orders greater than 5% of AUM
Performance Tracking	www.kennox.co.uk/performance

TO DEAL IN THE FUND

All dealing is through our Transfer Agency: Evelyn Partners Fund Solutions Limited
 Tel: 0141 222 1150
 Fax: 0207 131 8261
TADealing@evelyn.com
 206 St Vincent Street, Glasgow G2 5SG

Application forms, the Fund prospectus and KIIDs are available on our website:
www.kennox.co.uk/investing-in-the-fund/

Income Share	Income distributed semi-annually
Ex-Dividend Dates	Y/E: 1 October Interim: 1 April
Distribution Payment Dates	Y/E: 30 November Interim: 31 May
Dividend Yield (net of fees)	Class A: 3.5% Class P: 2.9% Class I: 3.3%
Registrar	Evelyn Partners Fund Solutions Limited
Depository	NatWest Depository Services Limited
Custodian	Bank of New York Mellon
Auditor	Johnston Carmichael

TO CONTACT KENNOX

Kennox Asset Management
 33 Melville Street
 Edinburgh, EH3 7JF

+44 (0)131 563 5440
enquiries@kennox.co.uk
www.kennox.co.uk

It is important that you read this information.

This document has been issued by Kennox Asset Management Limited (“Kennox”), which is authorised and regulated by the Financial Conduct Authority (FRN: 475658). This is a financial promotion for Professional Clients and/or distributors only. It is being furnished for general informational and/or marketing purposes. **The law may restrict distribution of this document in certain jurisdictions, therefore, persons into whose possession this document comes should inform themselves about and observe any such restrictions. This material is being furnished for general informational and/or marketing purposes only.** The material does not constitute or undertake to give advice of any nature, including fiduciary investment advice, nor is it intended to serve as the primary basis for an investment decision. Prospective investors are recommended to seek independent legal, financial and tax advice before making any investment decision. The information in this document does not constitute, or form part of, any offer to sell or issue, or any offer to purchase or subscribe for shares, nor shall this document or any part of it or the fact of its distribution form the basis of or be relied on in connection with any contract. Interests in the SVS Kennox Strategic Value Fund (the “Fund”) will be offered and sold only pursuant to the prospectus relating to the Fund. Whether an investment in the Fund is appropriate for you will depend on your own requirements and attitude to risk. The Fund is designed for investors of any category, including retail investors. Kennox has not taken any steps to ensure that the securities referred to in this document are suitable for any particular investor and no assurance can be given that the stated investment objectives will be achieved. **The value of your investment, including the initial capital contributed, and any income anticipated therefrom, may fall as well as rise and you therefore may not get back the amount you invest.** Transactions in securities of foreign currencies may be subject to fluctuations of exchange rates which may affect the value of an investment. The Kennox value approach carries the risk that the market will not recognise a security’s true worth for a long time, or that a security judged to be undervalued may actually be appropriately priced. **There is no guarantee that any forecasts made will come to pass. Past performance is not a guide to the future.** The information contained in this document has been taken from sources considered by Kennox to be reliable but no representation, warranty or undertaking is given as to its accuracy or completeness. **The views contained herein are as of the date noted on the material and are subject to change without notice.** Kennox may, to the extent permitted by law, act upon or use the information or opinions presented herein, or the research or analysis on which it is based, before the material is published. Kennox and its personnel may have, or have had, investments in these securities. **Under no circumstances should this material, in whole or in part, be copied or redistributed without consent from Kennox.**